


Chassis Information	39D	39T
Length	39'6"	39'6"
Exterior Height ¹	11'7"	11'8"
Exterior Width ²	8'5.5"	8'5.5"
Exterior Storage ³ (cu. ft.)	136.2	136.2
Interior Height	6'8"	6'8"
Interior Width	8'5"	8'5"
Fresh Water Capacity w/Heater ⁴ (gal.)	80	80
Holding Tank Capacity – Black / Gray (gal.)	48 / 58	48 / 58
LP Capacity ⁵ (gal.)	28	28
Fuel Capacity (gal.)	75	75
GCWR ⁶ (lbs.)	26,000	26,000
GVWR (lbs.)	22,000	22,000
GAWR – Front (lbs.)	8,500	8,500
GAWR – Rear (lbs.)	15,000	15,000
Wheelbase	266"	266"

The perfect blend of function and style. The Itasca Sunflyer is equipped with stylized aluminum wheels that deliver the performance and look of a high-end luxury coach. Hydraulic leveling jacks provide additional stability while the electric patio awning with wind sensor provides instant shade.



Standards & Options

39D 39T Automotive/Chassis

- S S Chassis** – Workhorse[®] 8.1L Vortec V8 engine, 340-hp, Allison[®] 1000 Series[™] 5-speed overdrive electronic transmission, 145-amp. alternator, 4-wheel anti-lock brakes
- S S Leveling Jacks** HWH hydraulic, manual touch pad, **Tire Tool** wrench, **Trailer Hitch**[®] 5,000-lbs. draw bar/500-lbs. maximum vertical tongue weight & wiring, **Wheels** stylized aluminum

39D 39T Cab Area & Driver Conveniences

- S S Cab Seats (UltraLeather HP[™])** w/3-point adjustable seat belts, adjustable armrests, adjustable lumbar support, multi-adjustable slide/recline, swivel, **Cab Sound Control Package**, **Cigarette Lighter/12-Volt Powerpoint**, **Compass** electronic w/outdoor thermometer, **Convenience Tray**, **Defroster Fans (2)** auxiliary 2-speed w/instrument panel switch, **Door** (driver) w/power window & lock w/remote, **Floor Mats** carpet (driver & passenger), **Light** courtesy, driver door panel, **Map Lights (2)**, **Monitor System** rearview, color, w/single camera & 1-way audio, Sony[®] **Shades** filtering roller shades, cab windows, **Steering Wheel** custom w/tilt & power assist, **Sunvisors (2)** powered, **Trim Panel** (driver) leveling system controls, power door lock, power window, exterior mirror heat & adjust controls, **Trim Panel** (passenger) ledge, **Window** (passenger) full slider w/screen, dual-glazed/thermo-insulated, **Windshield Wipers** intermittent
- O O Cab Seat Pedestal** 6-way power assist (driver)
- O O GPS Navigational System**⁴, Alpine[®]
- O O Workstation** dash

39D 39T Entertainment

- S S CB Prep** antenna, antenna lead, **DVD/VCR** stereo w/remote, **Entertainment Center Cabinet** TV 32" color AC stereo w/remote (lounge area), **Entertainment Center (Exterior) w/CD Player** DC receptacle, AC duplex receptacle, AM/FM radio, TV jack, radio antenna, speakers (2), lockable compartment, **RV-RADIO (Cab)** AM/FM stereo, cassette/CD player w/weatherband, roof-mounted flexible rubber antenna, **Radio Power Switch** main/auxiliary battery, **Satellite System Ready**, **Sound System** deluxe, w/5-channel QSURROUND[™] amplifier, cube speakers (4), sub-woofers (2), center channel speaker, **Telephone** input & interior jacks, **TV 19" Color AC Stereo** w/remote, bedroom, **TV Enhancement Package** antenna (amplified), interior jack(s), coax wiring, cable input, antenna check reminder light, exterior antenna jack, **Video Selection System**
- O O Compact Multi-disc Changer** 10-disc changer w/remote
- O O Radios (4)** 2-way, docking port w/charger
- O O Satellite Dish Antenna** RV digital, digital elevation sensing unit, manual, Winegard[®]
- O O Satellite Dish Antenna**⁴ RV digital, power, Winegard[®]
- O O Satellite Dish**⁴ RV digital, In-Motion
- O O Satellite Radio** (available Fall 2003), Sirius[®]
- O O Stereo System (Bedroom)**⁴ AM/FM CD player, alarm clock

39D 39T Interior

- S S Accessory Package** rechargeable flashlight, rechargeable vacuum cleaner, **Ceiling** fabric, **Clock**, **Lights** ceiling, incandescent, **Lights** fluorescent, recessed, galley, lounge, bath, hallway w/wall switches, **Lights** reading, **Picture**, **Roof Vent Shade Package**, **Shade** front wraparound w/pull cords, **Shades** day/night pleated (lounge, dinette & bedroom areas), micro-mini blind (galley area), **Windows** dual-glazed/thermo-insulated
- O O Central Vacuum Cleaner**

39D 39T Cabinetry



- O O Portsmouth Oak** stile-and-rail construction w/arched raised-panel inserts on upper & raised-panel inserts on lower doors
- O O Washed Maple** stile-and-rail construction w/arched raised-panel inserts on upper & raised-panel inserts on lower doors
- O O Concert Cherry** stile-and-rail construction w/arched raised-panel inserts on upper & raised-panel inserts on lower doors

39D 39T Countertops

- S S Solid-Surface** galley, bath & bedroom areas

39D 39T Floorcovering

- S S Area Rug** lounge, **Carpeting** w/pad, cab & bedroom area, **Vinyl Tile** bath, galley, lounge & main entry



39D 39T	Furniture
S S	Dining Table & Chairs (2) free standing, (2) folding, table w/extendable self-storage leaf
O	Euro Recliner (Leather) w/ottoman
S	Lounge Chair (Fabric) hoop-base, driver-side
O	Lounge Chair (UltraLeather HP™) hoop-base, driver-side
S	 Multi-Position Lounge (Fabric)
O	 Multi-Position Lounge (UltraLeather HP™)
S	Sofa⁴ (Fabric) J-Lounge
O	Sofa⁴ (UltraLeather HP™) J-Lounge


39D 39T	Galley
S S	Appliance Storage Cabinet, Coffeemaker, Faucet single-control w/pull-out sprayer, Light ceiling, fluorescent w/decorative wood frame, Light decorative w/dimmer, Light fluorescent, under cabinet, Microwave/Convection Oven w/Range Fan exterior vented, residential 30"; Sharp [®] , Pantry⁴ slideout w/adjustable shelves, Range Top 2-burner recessed, Seaward [®] Princess, Range Cover flush-mounted (countertop material), Refrigerator/Freezer large double-door w/icemaker, Norcold [®] Silverware Tray, Sink double-bowl molded Swanstone™ w/sink covers, Towel Rack, Wastepaper Basket w/pull-out tray, Utility Tray tip-out, Water Purification System Everpure [®] w/separate faucet, Wall Border
O O	Dishwasher built-in under countertop
O O	Microwave/Speedcook Oven w/Range Fan⁴ residential 30", G.E. Advantium™
O O	Refrigerator/Freezer⁴ 4-door w/icemaker, Norcold [®]

39D 39T	Bath
S S	Cabinet lavatory, Cabinet linen, Cabinet medicine, Chair Rail, Faucet (lavatory) dual-control, Faucet (shower) single-control w/flexible showerhead, Hair Dryer wall-mounted w/night-light, Light shower, Lights make up, Magazine Rack, Shower Door glass, Shower Package hand-held showerhead, fold-down shower seat, Sink oval, Skylight, Tissue Holder, Toilet (Porcelain) w/foot-pedal flush, Towel Bar, Towel Rack 3-rod, mounted to door, Towel Ring

39D 39T	Bedroom
S S	Alarm Clock nightstand area, Bed queen-size, Sleep Number [®] by Select Comfort™ w/underbed storage, Bedspring, Fabric Headboard w/Wood Trim, Ceiling Molding, Hamper pull-out, Light decorative w/dimmer switch, Lights decorative wall lamps, Lights halogen, Nightstands, Throw Pillow, Vanity Cabinet w/drawers & tip-up mirror, Wainscoting w/chair rail, Wardrobe Cabinet mirrored, carpeted, clothes rod, drawers, light, shelf, cedar-lined

39D 39T	Exterior
S S	Awning⁴ electric, patio, w/wind sensor & remote, Awning Rails, Door entrance, w/separate screen door, deadbolt lock, Door fuel-fill, locking, Entrance Door Steps electric w/doorjamb switch, Exterior Full-Body Paint Sierra or Fernmist, Ladder, Lights docking lamps, Lights fog lamps, Light porch w/interior switch, Light service, driver side, Light under hood, Mirrors electric remote w/defrost, Mudflaps rear, Receptacle AC duplex, Sidewall Skin 1-piece smooth, fiberglass, high-gloss, Storage Compartments smooth valance panels, trunk liner, TriMark [®] KeyOne™ System (opens driver door, entrance door, fuel-fill door, gravity water fill door & storage compartments), lights, single-paddle latch
O O	Air Horns roof-mounted
O O	Front Protective Mask
O O	Spotlight roof-mounted w/wireless remote

39D 39T	Systems
S S	Automotive Heater/Air Conditioner, Auxiliary Start Circuit, Batteries (Coach) (3) deep cycle, Battery (Coach) disconnect system, Battery Charge Control automatic dual, Drain 1" water tank, Electrical Distribution System AC & DC breaker panels, Furnace 40,000 BTU, low profile, Generator 7,000 watt, Onan [®] Marquis Gold™ gas, Generator/Shoreline Automatic Changeover Switch, Home Comfort Plus Package central air heat pump, auxiliary automotive heater, insulated power ventilator fans w/rain sensors (bath & galley), Inverter/Charger DC/AC, 2,000 watt w/remote panel, ONEPLACE™ Systems Center wall-mounted, courtesy light (ceiling mounted), battery digital voltmeter, POWERLINE[®] Energy Management display, generator hourmeter gauge, generator start/stop switch, holding tank levels, LP tank level, solar panel/battery charger light, water heater switch, water heater on light & pilot indicator light, water pump switch w/light, water tank level, Power Cord 50-amp., POWERLINE[®] Energy Management System , generator hourmeter gauge, Powerpoint(s) 12-volt, Service Center (Electrical/Water) cable TV input, city water hookup/tank diverter fill, drainage valves, exterior wash station w/pump switch, power cord, sewer hose,  Quick Connect coupling valve, telephone input, paper towel holder, soap bottle holder, monitor panel,  QuickPort Service Connection Hatch, Solar Panel 10 watt battery charger, Tank flushing system, black tank only, Tank holding, heated compartment, Tank LP, permanent mount w/gauge, TRUEAIR[®] Residential Central Air Conditioning System, Water Heater 10-gallon electronic ignition, LP gas/120 vac w/Motoraid, Water System Winterization Package water heater bypass valve & siphon tube, Washer/Dryer Prep, Water Pump demand, variable speed, Water Tank Fill gravity w/locking door, Water Tank Fill pressurized city hookup w/diverter valve
O O	Generator 7,000 watt, Onan [®] Marquis Platinum™ gas, fuel-injected
O O	Washer/Dryer Combination

39D 39T	Slideout
S S	 Slideout Room front (lounge/galley) flat-floor slideout, Slideout Room rear (bed/wardrobe)

39D 39T	Safety
S S	Assist Bar interior, Assist Handle exterior, acrylic w/logo, Bumpers front & rear, Detectors/Alarms LP leak, smoke, carbon monoxide, Fire Extinguisher 10 B.C., Ground Fault Interrupter, Light center high-mount brake lamp, Lights courtesy w/wall switches, Lights daytime running lamps, Window escape, Windshield laminated safety glass

39D 39T	Warranty⁷
S S	12-month/15,000-mile basic warranty⁸, 36-month/36,000-mile warranty on structure⁸, 10-year limited parts & labor warranty on roof skin⁸

- The height of each model is based on the curb weight of a typically equipped unit on the standard chassis. The actual height of your vehicle may vary by as much as 2" depending on chassis or equipment variations.
 - Sunflyer[®] floorplans feature a wide-body design — over 96". In making your purchase decision, you should be aware that some states restrict access on some or all state roads to 96" in body width. Before making your purchase decision, you should confirm the road usage laws in the states of interest to you.
 - Your motor coach's load capacity is designated by weight, not by volume, so you cannot necessarily use all available space when loading your motor coach.
 - Not all items available in combination. See dealer for details.
 - Capacities shown are tank manufacturer's listed water capacity (W.C.). Actual filled LP capacity is 80% of listing due to overfilling prevention device on tank.
 - Actual towing capacity is dependent on your particular loading and towing circumstances which includes the GVWR, GAWR and GCWR as well as adequate trailer brakes. Please refer to your vehicle's operator's manual for further towing information.
 - See separate chassis warranty details provided in owner's manual.
 - See your dealer for complete warranty information.
- S** Standard
- O** Optional
- Winnebago Industries™ continuing program of product improvement makes specifications, equipment, model availability and prices subject to change without notice. Comparisons to other motor homes are based on the most recent information available.